

Home learning

pack

Year 1

WB: 11.01.21

Spellings

Please practise spelling the days of the week. If you can already spell them, try using them in sentences. Can you spot which digraph they all have?

1. Monday

2. Tuesday

3. Wednesday

4. Thursday

5. Friday

6. Saturday

7. Sunday

English

This week our focus is suffixes. We will be concentrating on the suffixes 's' and 'es'.

Key vocabulary: singular, plural, suffix

If words end in: s, x, z, sh, ch or ss use the suffix 'es'.

Words ending in any other letter use the suffix 's'.

Examples: doll → dolls church → churches

Please complete the following worksheets using these spelling rules.

Match the singular word to the plural

cat

dogs

pig

bugs

dog

hats

rat

cats

bug








pigs

hat

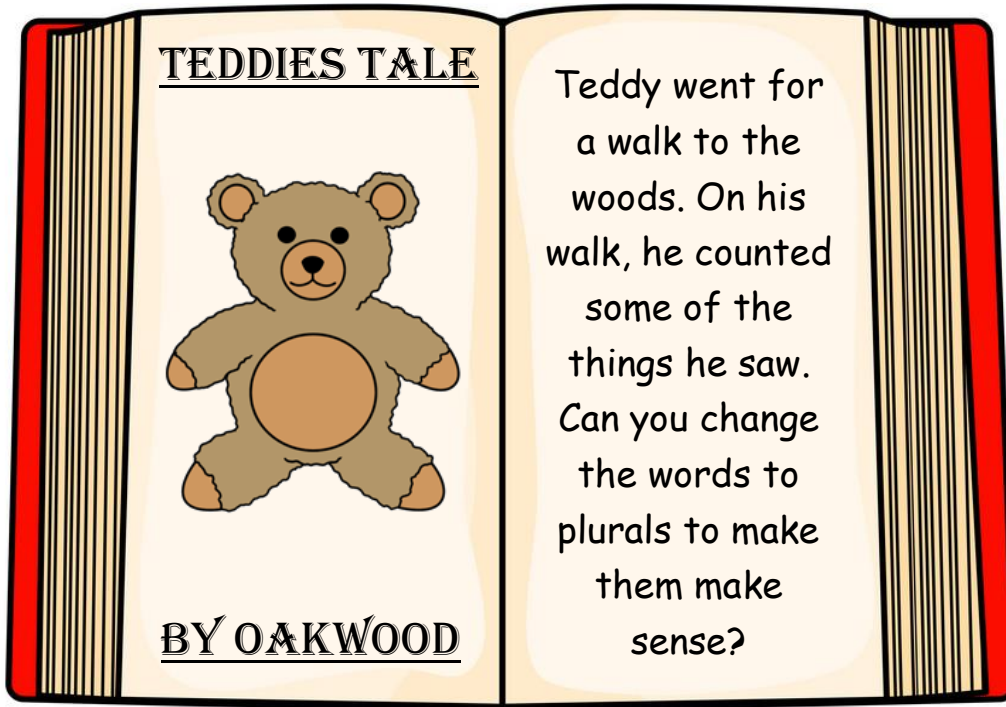
mats

mat

rats

Noun	Singular	Plural
		
		
		
		
		
		
		


Challenge: write a sentence using a plural




Two fox



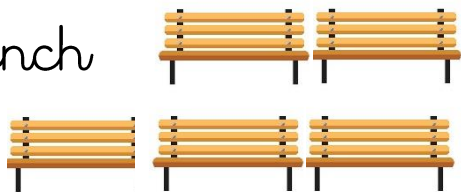
Three arch




Four radish



Five bench





book	dress	watch	doll
fish	bear	box	robot
car	torch	quiz	toy



The girl has two _____ .



There are three toy _____ .



The boy is playing with four _____ .

Roll the die and move the number of spaces you roll. Read the word you land on then write down the plural. If you don't know the plural move back to where you were before you rolled.



Maths

Our focus in maths is to spell the numerals 1-20 as words. You can practise writing these numbers as spellings, but please also complete any maths tasks this week using numbers as words rather than numerals.

One

Two

Three

Four

Five

Six

Seven

Eight

Nine

Ten

Eleven

Twelve

Thirteen

Fourteen

Fifteen

Sixteen

Seventeen

Eighteen

Nineteen

Twenty

Cut out each rectangle to make a number as words

jigsaw

eight

five

four

nine

one

seven


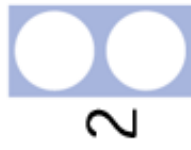



six

three

two

zero

Cut and stick the number to the corresponding piece
of numicon



ten

two

five

seven

four


eight

six

three

one

nine



Across

4. 18

5. 12

9. 13

10. 19

Down

1. 20

2. 11

3. 17

6. 15

7. 16

8. 14

<u>Numeral</u>	<u>Word</u>	<u>Numeral</u>	<u>Word</u>
	one		eleven
	two	12	
3		13	
	four		fourteen
5			fifteen
6			sixteen
	seven	17	
	eight	18	
9			nineteen
	ten		twenty



How many dinosaurs are there?

How many toys are sphere shaped?

How many toys have legs?

How many toys are on the top shelf?

How many toys are on the bottom shelf?

How many toys are there altogether?

Geography

Our focus for this half-term is toys. In geography we will be studying toys made in the 7 continents. We would like you to familiarise yourself with the names of the 7 continents and also where they are located on a map. Colour in this map using the key provided, and as a challenge, label each continent.



Asia ■

North America ■

Antarctica ■

South America ■


Australia ■

Europe ■

Africa ■

History

In history we will be comparing toys of today with toys from the past. This week we would like you to think about your favourite toy. Perhaps it's one you got for Christmas? Draw a picture of your favourite toy in the box below and describe it by either labelling it or writing sentences.

A large, empty rectangular box with a thin black border, intended for a student to draw a picture of their favourite toy and describe it.

Science

Our science topic for this half-term is materials. We aim to name various materials, understand the difference between an object and what it is made from, look at the properties of materials and in the final week we will conduct an experiment. This week, your task is to name the given materials.



rubber



wood



glass



wool




plastic



metal

Art/ ICT

We will be studying the work of Andy Warhol this half-term, looking at the pop-art movement. This week we would like you to use some form of technology to research facts about Andy Warhol (you could use a phone, tablet, laptop, computer, Amazon Alexa or Google Home). Once you have learnt some key facts, please complete this Andy Warhol fact file.



..... was born in
in He was an most famous for
the He died in

pop art movement	1930	America
Andy Warhol	artist	1987

PSHE

In PSHE we will be covering the topic 'be yourself'. This unit aims to have a positive impact on mental health and emotional well-being. It should enable you to recognise your positive qualities and appreciate your individuality. You will be encouraged to understand different emotions and to explore strategies to manage emotions that you may find uncomfortable. This week we would like you to draw some of the things that make you special in the boxes below.

My favourite foods are...



In school, the things I enjoy most are...



At home, I like to...



I am good at...

